

Burl Wood Cutting

B&B Studio—November 17, 9am

I have several smaller, more common sized burls that I will make cuts on to show grain and discuss cutting possibilities. The 500 pound white oak burl will be brought in and discussed and evaluated for cuts. I'll cut several sections from the burl and hopefully they will yield some great blanks for turning, not just expensive firewood. With weather being a concern, I will do the cutting inside with an electric chainsaw. I doubt ear protection will be necessary but please use your own discretion. Safety glasses are a must for those wanting to be the closest to the cut.

PrezSez:

The weather is starting to get cold and Thanksgiving is almost here. We need to be thankful for all the friends and family that we have. Our club has been blessed with many good people. I must thank everyone in the club, it is their attitude and friendliness that makes this club such a great one.

Aaron's idea of bringing in mistakes that we have made and discuss it with a panel of experienced people was a great one. I thought the last meeting went well for not having cut a chip on the lathe. Everyone I asked for their comments liked the idea of getting ideas to fix mistakes and we will save this for another time, maybe to fill in for other demonstrations. I would also encourage people to bring in their mistakes anytime, so that they can learn from the experienced people, and bringing in examples would be the best.

Please send in the survey that Aaron sent out so that we have ideas on what to schedule for next year. He sent the surveys out at the last meeting and via the internet. Take the time to fill one out.

The next meeting will be held at the B & B Studio and the topic will be cutting burls. I asked for a poll of two topics at the last meeting (cutting burls or shop layout) and the burl cutting won out.

The election of new officers is coming and we will need some nominations for the December election. We are always looking for people to help out and we encourage new people to step forward.

PrezSez:

I would like to thank Dennis and Doug Falch for opening up their shop again and putting on the stick pen demo. It was a great experience and everyone there had a chance to make a pen, so everyone spent time on the lathe making there own pen. These are the best types of demos and thanks again to Dennis and Doug.

—*John Fisher*—

October Meeting



November Open Shop Night

Open Shop Nights: Thursday Nov 13 & Nov 27. Open Shop Night is held on selected Thursday evenings from 7 PM-9 PM at Duane Hill's shop (808 Quincy in Onalaska). The topic is whatever you wish to discuss or try, providing it is woodturning related.

CRW Mission Statement: *To promote, to educate, and to inspire ourselves and others in the fine art of turned wood.*

CRW OFFICERS

President:

John Fisher

(608) 526-4692
minnow1974@charter.net



Vice President:

Dennis Snider

(608) 779-1294
dsnider@centurytel.net



Treasurer:

Bill Gautsch

(608) 783-7171
bgautsch@charter.net



**Need to Fill
In 2008**

**Secretary
Newsletter Editor:**

Art Ustby

(608) 781-0914
ustby@charter.net



BOARD MEMBERS

Librarian:

Brigitta Gautsch

(608) 783-7171
brigautsch@charter.net



**Need to Fill
In 2008**

Tool Czar:

Bill Gautsch

(608) 783-7171
bgautsch@charter.net



**Need to Fill
In 2008**

Webmaster:

Ken Grunke

(608) 625-2412
kengrunke@gmail.com



Program Director:

Aaron Gesicki

(608) 269-7559
aarona@centurytel.net



CRW Mentors

Aaron Gesicki All areas of turning. Heat treating Sparta, WI. and tool making. Tool steel and (608) 269-7559 tool metallurgy
aarona@centurytel.net

Shannon Storkel Fundamentals Tomah, WI. (608) 374-2242
stork1@centurytel.net

Pam Reilly Boxes & surface enhancement Elgin, MN. (507) 876-1195
gpreilly@embarqmail.com

Bob Patros Fundamentals La Crosse, WI. (608) 788-6839
rjpatros@gundluth.org

Ken Grunke Experimental techniques, La Farge, WI. toolmaking, and metalworking (608) 625-2412
kengrunke@gmail.com

John Fisher Spindle turning Holmen, WI. (608) 526-4692
minnow1974@charter.net

Duane Hill All areas of turning and Onalaska, WI. finishing. (608) 783-0883
dlh@dairy.net


OCTOBER



Rich Egan




Lyle Solem




John Fisher




Lee Goehring



Aaron Gesicki



Denis Falch



Pam Reilly



Lyle Solem

Buy, Sell, Trade:

As always, the buy, sell, swap and give away area will be available. If your stuff does not "move" it goes back with you...

Brass edged, mirrored glass sliding doors for closets. Just a few years old and in good condition. Two units are for 48 inch openings and one is for a 60 inch opening. Two doors in each unit. These would also be good for visual expansion of one's shop or just viewing yourself turning... Make me an offer I cannot refuse.

I may have some oak veneered six panel doors with jambs finished in medium oak stain and oiled. One 16 or 18 incher, one 2' 6' and a couple of 2' 8' doors. They would be great if your shop needs a new inside door.

Call if interested (608.783.7171) I'd like them gone before the meeting due to the space they occupy.

Bill Gautsch

For Sale:

Mortising attachment for your drill press, This will fit almost any type of a drill press, five new bits. (use it for inlaying also) \$25.00

75000 BTU propane heater upright tube type, used one season. Will warm your shop in about five to ten minutes. New \$125.00 selling for \$75.00

Smaller wood burner, cast iron, around 14 to 15 inches deep, no legs, no pipes, \$45.00 Or make an offer on any of the items,, trades?? Beer, etc..

Can bring to a meeting or see at my home in West Salem. JIM COX (608) 786-2327 or email cswoodworking@charter.net

For Sale:

Delta/Rockwell Lathe

Cast iron bedway and legs, 14" swing and 38" between centers.

MOTOR: 4-speed, 1/2 HP, 120V, new wiring.

HEADSTOCK: 14" swing, inboard 1 1/2" x 8, outboard 1" x 8, hollow spindle, new bearings and belt, #2MT.

TAILSTOCK: #3 MT w/#2 MT adapter, heavy duty, reach 4".

includes custom-made rolling base (cost \$250 to make) asking \$450 for both. Paul Woelper (507)895-1036.

Upcoming A-Line Demos:

December 1 - 8am to noon—Christmas Ornaments on the Lathe—Duane Hill

January 12—9am to noon—Prep & Finishing—Jim Cox

February 2—9am to noon—Raised Panel & Glass

Cabinet Doors—Ken McIntyre

February 23—8am to noon—Simple Vases & Bowls—Duane Hill

March 8—9am to 11:30am—Routers/Tables/Bits & Blades

Annual Spring Show—March 21 10am to 6pm,

Upcoming Meetings & Events

Nov 9,10 ALine woodworking show

Nov17—Shop Basics by Bill Gautsch. Location is B&B studio in La Crosse.

Dec.—Router inlays by Art Ustby & Denis Falch. Location: Denis Falch Shop in Winona.

Meeting Leaders:

Nov.— Duane Hill

“New and Improved” Instant Gallery and the in-depth reviews/critiques.

The club is always trying to improve the meetings. Please provide your comments of what you think of the new way we're doing the Instant Gallery.

Wanted:

People to be leaders for upcoming CRW meetings. Also looking hosts for 2008 meetings. If this interests you talk to one our board members. Hope to hear from you.



In answer to numerous questions about how I sign my work, here is the pen I currently use. There is a family of these available at Hobby Lobby – each with a different sized tip. I use the 1 mm size, and it works very well for me. The ink does not bleed when covered with most finishes, although when I use lacquer I’m very careful not to rub the area until after the first coat cures. *Aaron Gesicki*

CRW Program Poll—If you haven’t already, complete and pass on to Aaron

Please review the following list of program options. Then choose your preferences. Circle or highlight the number reflecting your desire - 1 means “Don’t bother”, and 10 means “Gotta have it”. The ratings in between indicate an intermediate level of interest. We will summarize and publish the results and then program 2008 accordingly.

Center Work

| | |
|--|----------------------|
| Basic Techniques – roughing, coves, beads, fillets | 1-2-3-4-5-6-7-8-9-10 |
| Simple spindles [like those on a basic stool] | 1-2-3-4-5-6-7-8-9-10 |
| Complex spindles [ornate stairway baluster] | 1-2-3-4-5-6-7-8-9-10 |
| Multi-Center work | 1-2-3-4-5-6-7-8-9-10 |
| Tool Handles | 1-2-3-4-5-6-7-8-9-10 |
| Balls | 1-2-3-4-5-6-7-8-9-10 |
| Boxes | 1-2-3-4-5-6-7-8-9-10 |
| Xmas Ornaments | 1-2-3-4-5-6-7-8-9-10 |
| Complete Projects | |
| Pens [from kits] | 1-2-3-4-5-6-7-8-9-10 |
| Plant Stand | 1-2-3-4-5-6-7-8-9-10 |
| Three-Legged Stool | 1-2-3-4-5-6-7-8-9-10 |
| Four-Legged Stool | 1-2-3-4-5-6-7-8-9-10 |
| Kitchen ware | 1-2-3-4-5-6-7-8-9-10 |
| Trembleur | 1-2-3-4-5-6-7-8-9-10 |
| Goblet | 1-2-3-4-5-6-7-8-9-10 |
| Pepper Mill | 1-2-3-4-5-6-7-8-9-10 |
| Inside Out Turning | 1-2-3-4-5-6-7-8-9-10 |

Faceplate Work

| | |
|--|----------------------|
| Small Simple Bowl | 1-2-3-4-5-6-7-8-9-10 |
| Large Simple Bowl | 1-2-3-4-5-6-7-8-9-10 |
| Thin Translucent Bowl | 1-2-3-4-5-6-7-8-9-10 |
| Re-curved or Calabash Bowl | 1-2-3-4-5-6-7-8-9-10 |
| Turned Green to completion | 1-2-3-4-5-6-7-8-9-10 |
| Roughing out – and drying | 1-2-3-4-5-6-7-8-9-10 |
| Coring | 1-2-3-4-5-6-7-8-9-10 |
| Segmented Work – Simple – the basics | 1-2-3-4-5-6-7-8-9-10 |
| Segmented Work – Complex [with veneer and subassemblies] | 1-2-3-4-5-6-7-8-9-10 |

Hollow Forms

| | |
|---|----------------------|
| Icicle Ornament Globe | 1-2-3-4-5-6-7-8-9-10 |
| Hollowing & Tools – hand held tools, small work | 1-2-3-4-5-6-7-8-9-10 |
| Hollowing Systems/tools – large work [emphasis on method] | 1-2-3-4-5-6-7-8-9-10 |
| Hollow Forms – large [emphasizing form, not method] | 1-2-3-4-5-6-7-8-9-10 |

Surface Treatment

| | |
|-----------------|----------------------|
| Sanding | 1-2-3-4-5-6-7-8-9-10 |
| Texturing | 1-2-3-4-5-6-7-8-9-10 |
| Coloring | 1-2-3-4-5-6-7-8-9-10 |

**Continued
On next
page**

Tools

Metallurgy & Heat Treating..... 1-2-3-4-5-6-7-8-9-10
 Tool Making 1-2-3-4-5-6-7-8-9-10
 Specialty Tools – why and how, and why not 1-2-3-4-5-6-7-8-9-10
 Sharpening [jigs, fixtures, free hand, grinders, belts, others]..... 1-2-3-4-5-6-7-8-9-10

Outside Demonstrators

Times per year 1-2-3-4-5-6
 Days per demonstrator 1-2-3
 Include a 2nd or 3rd day hands-on [with separate, higher fee]..... Yes – No
 Potential Demonstrator List – been here before

- Jeff Pohl [thread chasing] Yes – No
- Ed Szakonyi [hollowing with 2 lasers] Yes – No
- David Ellsworth [hi-end hollow forms, and bowls] Yes – No
- Dick Sing [small things, well made] Yes – No
- Bob Rosand [ornaments and other things] Yes – No
- Alan Lacer [boxes, skew, hook tools] Yes – No
- Jamie Donaldson [winged stuff] Yes – No
- Mark Duginske [Band Saw expert] Yes – No
- Bill Grumbine [Coring; Log to Finished Bowl] Yes – No
- Brian Simmons [Architectural turning; balls] Yes – No
- Russ Fairfield [Finishes; polychromatic pieces] Yes – No
- Kirk DeHeer [sharpening] Yes – No
- Herm de Vries [termite tool] Yes – No
- Stuart Batty [world’s best instructor] Yes – No

New Demonstrators – partial list of potentials. Write in your suggestion if not shown here.

- Binh Pho [thin vessels, pierced, colored] Yes – No
- Rus Hurt [No. Wisc; bowls] Yes – No
- John Jordan [hollow forms; high end] Yes – No
- Don Derry [hollow forms; coloring] Yes – No
- LeRoy Bayerl [Cent. Wis. – hollow forms, high end] Yes – No
- Bruce Hoover [sanding] Yes – No
- Mike Jackofsky [hollow forms] Yes – No
- Steve Sinner [Quad Cities; hollow forms, high end] Yes – No
- Greg Kulibert [Oshkosh – finishing] Yes – No
- Mike Mahoney [coring; bowls] Yes – No
- Gary Sanders [Texas – sculptured mesquite] Yes – No
- Bill Smith [open segments – high end] Yes – No
- Malcolm Tibbetts [segmented work – world class] Yes – No
- Curt Theobald [segmented work - outstanding] Yes – No
- Andi Wolfe [sculpture & coloring] Yes – No

AAW directory lists about 200 more, so we won’t list any more here. You get the idea.
Write-ins:

.....

Didn’t get a newsletter ??

I try to get the newsletters published about 10 days before the next meeting. If you haven't received the newsletter and it's 1 week before the meeting, then send me an email (ustby@charter.net) or call me (608-781-0914) and I will make sure you receive the newsletter. — *Art Ustby* —

Ever consider becoming a CRW Officer ?

We are looking for volunteers for open board positions that are coming open in 2008. Please consider this – it’s not a tough job. More to come on this at the next meeting.



Art Ustby, Secretary / Editor
1923 Wood St.
La Crosse, WI 54603
Phone: 608-781-0914
Email: ustby@charter.net

"A Turn For the Better"

**Next Meeting — November 17, 9am —
At the Brigitta & Bill Gautsch Studio in
Onalaska.**

**Directions to N4671 Old Hickory Drive in
Onalaska.**

**I90 to Wisconsin Highway 16 to County
Road OS [Main St.]. This is the Woodman's
intersection. OS west to Meadow Wood to
Old Hickory, then to the end at the top of
the hill. Look for the red driveway.**

**We'll start the program promptly, so you'll
need to be a little early just to get one of The
Uecker Seats. Remember—you have to
bring your own chair to have a place to sit.**

**If you get lost or delayed, call (608) 783-7171
before the meeting for help or directions.**

**We'll have coffee, so donuts are ALWAYS
welcome. Especially Chocolate.**

